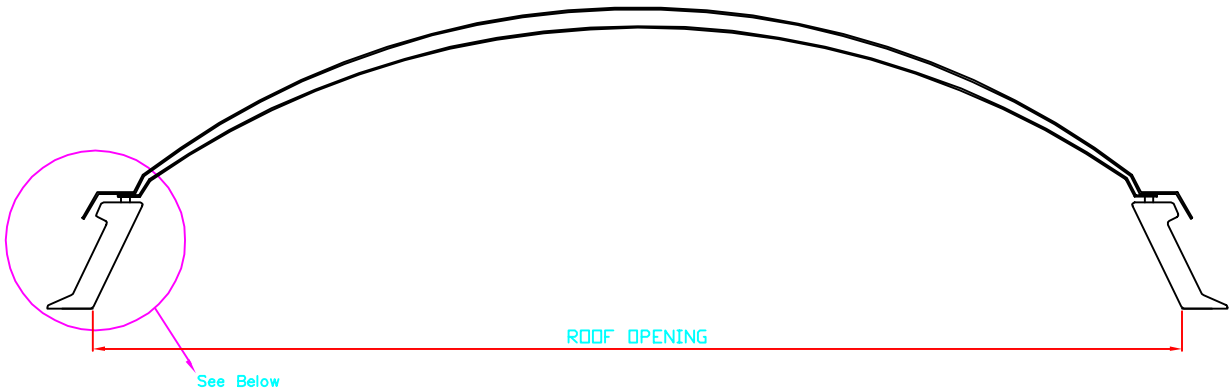
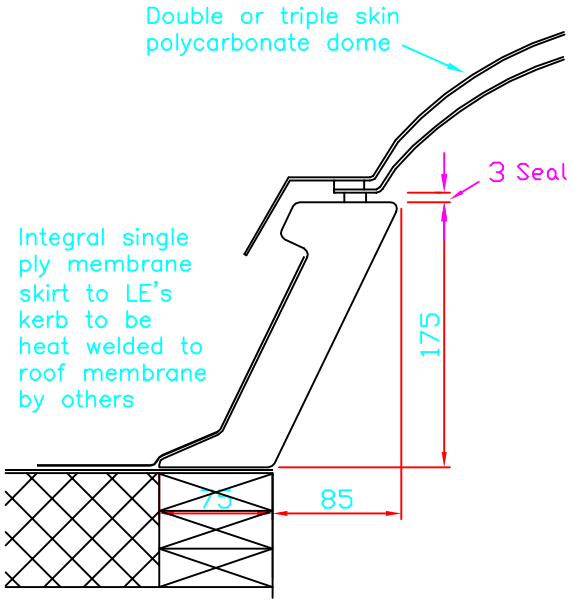


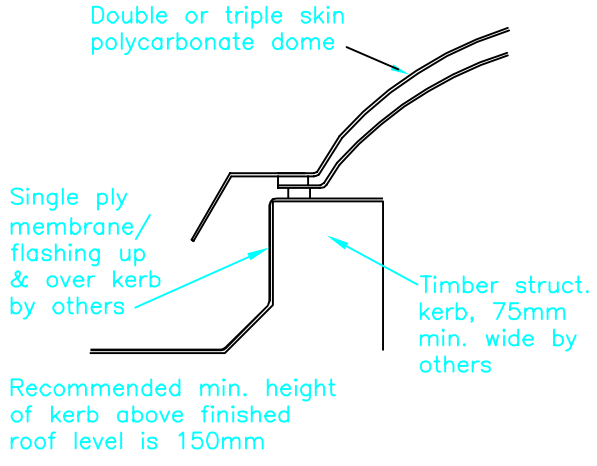
General Notes:
 1. Do not scale this drawing.



SECTION THRO' ROOFLIGHT
 Scale: 1:12.5



FIBREGLASS KERB DETAIL
 Scale: 1:5



TIMBER KERB DETAIL
 Scale: 1:5

Rev. A - Drg. updated. 31.07.2014



LAREINE ENGINEERING LTD.
 UNIT 1, ARMADALE INDUSTRIAL ESTATE.
 ARMADALE EH48-2JY WEST LOTHIAN.
 Tel 01501 731 600 Fax 01501 733 828

Title/Name				
Typical Polycarbonate Circular Rooflight Detail				
Drawn	Date	Scale	Drawing number	Rev
AWA	-	Not To Scale	STD - 039	A