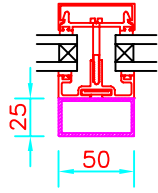
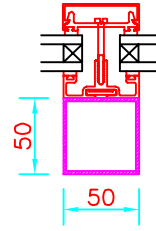


General Notes:

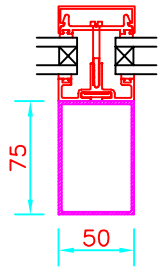
1. Do not scale this drawing.



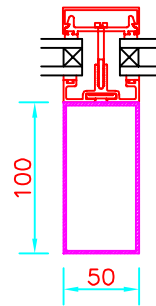
Angle	Max Length
15°	1500
22.5°	1500
30°	1500
45°	1500
80°	1500
© 600mm c/c	



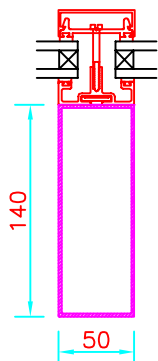
Angle	Max Length
15°	2460
22.5°	2650
30°	2640
45°	2830
80°	2800
© 600mm c/c	



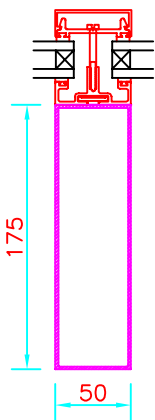
Angle	Max Length
15°	2680
22.5°	2890
30°	2880
45°	3090
80°	3050
© 600mm c/c	



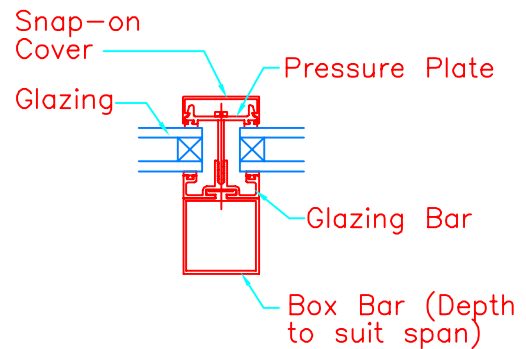
Angle	Max Length
15°	3060
22.5°	3290
30°	3280
45°	3520
80°	3470
© 600mm c/c	



Maximum Length 3.5m



Maximum Length 4m



Rev. A - Drawing updated 28.07.2014



LAREINE ENGINEERING LTD.

UNIT 1, ARMADALE INDUSTRIAL ESTATE.
ARMADALE EH48-2JY WEST LOTHIAN.
Tel 01501 731 600 Fax 01501 733 828

Title/Name

Standard Sections

Drawn

AWA

Date

-

Scale

1:5

Drawing number

STD - 007

Rev

A